


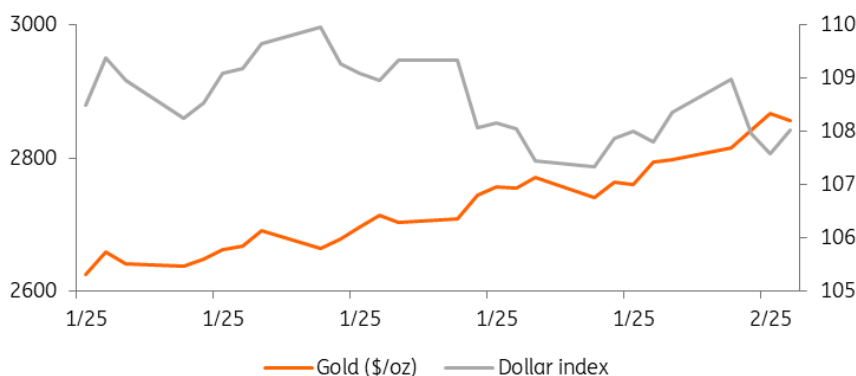
Gold Monthly: \$3,000 is now in sight

Gold is already up more than 9% year-to-date, having hit a series of consecutive record highs along the way. Here's why we think gold at \$3,000/oz is within reach



With Trump back in the White House, uncertainty and unpredictability are running high – and gold will continue to benefit from this environment

Gold is already up 9% this year



Source: Refinitiv, ING Research

Trump spurs haven demand

It is only February, and gold has already hit a series of fresh record highs this year. Tariff concerns

that risk higher inflation and slower economic growth are spurring demand for safe haven assets like gold.

Tariffs on Canada and Mexico have been delayed by a month, but 10% tariffs on China went ahead. Beijing retaliated immediately by imposing a range of tariffs on US products.

Despite the US coming to a deal with Canada and Mexico, the uncertainty over trade and tariffs will continue to buoy gold prices. If trade tensions intensify and we see more retaliatory measures, safe haven demand for gold will continue.

US President Donald Trump's latest comments suggesting that the US takes over the Gaza strip and assumes responsibility for reconstructing the territory have added to this uncertainty, further boosting gold prices.

With Trump back in the White House, uncertainty and unpredictability are running high. And gold will continue to benefit from this environment.

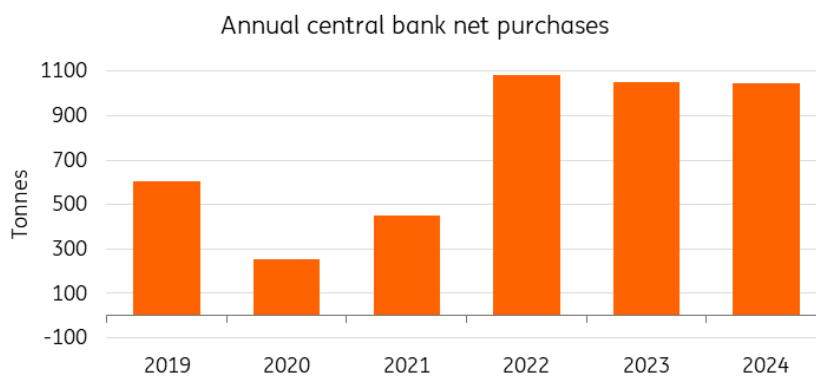
Central banks are still bullion hungry

Gold's rally in 2024 was driven by central bank buying, especially from China. Central banks are still buying and will probably continue to do so as geopolitical tensions and the economic climate continue to push them to increase their allocation towards safe haven assets.

Last year, central banks buying exceeded 1,000 tonnes for the third year in a row, accelerating sharply in the fourth quarter to 333 tonnes, bringing the net annual total to 1,045 tonnes, according to the latest data from the World Gold Council. The National Bank of Poland led the charge, adding 90 tonnes to its gold reserves last year, but demand was seen from a broad range of emerging market banks.

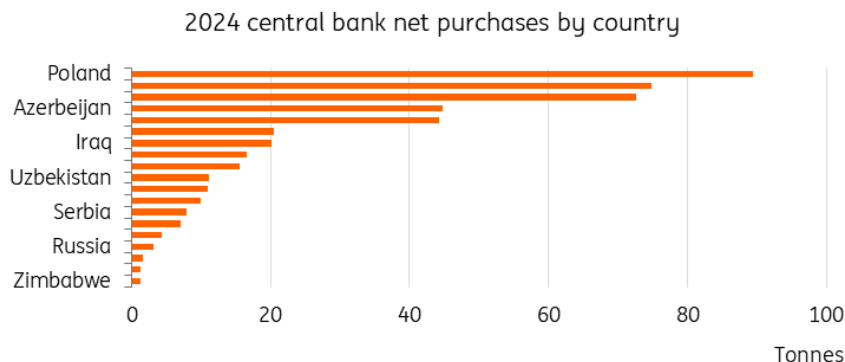
Central banks' healthy appetite for gold is also driven by concerns from countries about Russian-style sanctions on their foreign assets in the wake of decisions made by the US and Europe to freeze Russian assets, as well as shifting strategies on currency reserves. Looking ahead, we expect central banks to remain buyers.

Central banks demand tops 1,000t for the third year in a row



Source: World Gold Council, ING Research

Central banks' appetite for gold likely to continue in 2025



Source: World Gold Council, ING Research

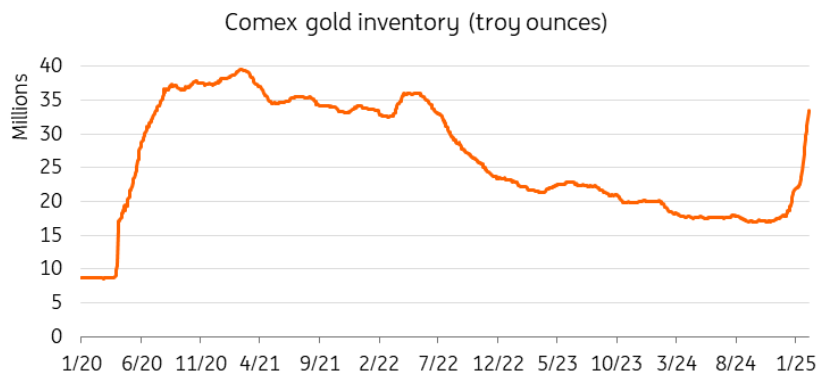
Meanwhile, soaring gold stockpiles in America could further boost gold prices. Following Trump's election win in November, Comex gold inventories surged to their highest level since 2022. Tariff fears and a profitable arbitrage – after gold prices on Comex moved to a premium over international prices in December – have caused a rush of gold to fly into New York. Gold's exports to the US from Europe's main refining hub in Switzerland have also jumped to the highest level since Russia's invasion of Ukraine.

While the US president hasn't specifically targeted gold in his tariff threats, traders have been concerned that gold could be included in potential blanket tariffs he has threatened to impose.

If tariffs on gold are applied, this would lead to higher and more volatile gold prices in the US and a potential reshuffle of trade routes. The US is reliant on imports of gold from both Mexico and Canada. In 2024, Mexico accounted for around 30% of US imports of gold, and Canada for around 15%.

This surge in demand from the US could provide a further boost for gold prices.

Trump sparks a huge gold rush

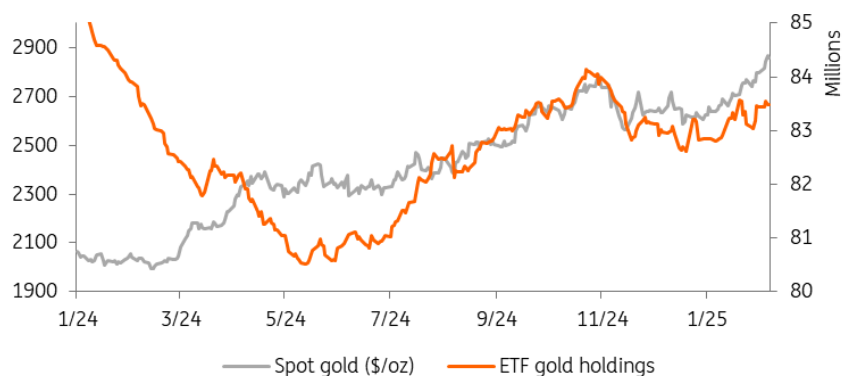


Source: COMEX, ING Research

ETFs are ticking higher

Investor holdings in gold ETFs generally rise when gold prices gain, and vice versa. Global holdings in gold ETFs were effectively flat in the fourth quarter and ended the year very close to where they had started even as gold prices surged 27%. However, ETF holdings have been ticking higher over the past couple of sessions. If we see more additions, perhaps driven by geopolitical uncertainty, optimism about further US rate cuts and/or a stronger gold performance, this would give bullion prices a further tailwind.

More ETF flows would give gold prices further boost



Source: Refinitiv, ING Research

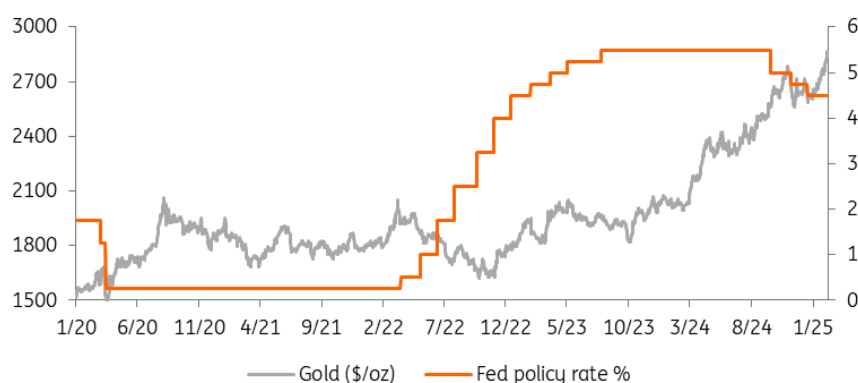
US Fed cuts will boost gold

The main question for the gold market now is the pace at which the Federal Reserve will ease its policy. Lower borrowing costs are positive for gold as the metal doesn't pay interest. After 100bp of interest rate cuts in the latter part of 2024, the Fed held policy steady in January and suggested it was in no hurry to cut again. The recent developments surrounding tariffs are likely to keep it that way through the first half of 2025, our US economist believes.

If the central bank is forced to maintain higher rates for longer, this could undermine gold's appeal.

However, the central bank will still ease its policy over the course of the year, even if its path to easing is slower than previously expected. [Our US economist now expects](#) the Fed to cut rates twice in the second half of this year. What happens next is highly uncertain, but assuming a gradual de-escalation of tensions that sees tariffs being removed, he is forecasting one further rate cut in early 2026.

Lower borrowing costs are positive for gold



Source: Refinitiv, ING Research

We believe gold will hit more record highs this year, with \$3,000/z now in sight. The macro backdrop will remain favourable for gold as interest rates decline and foreign reserve diversification continues amid geopolitical tensions. A stronger USD and tighter monetary policy could eventually provide some headwinds to gold. However, increased trade friction could add to gold's haven appeal. We see gold averaging \$2,800/oz in the first quarter with prices likely to reach the \$3,000/oz level this quarter. We see an average of \$2,760/oz in 2025.

Author

Ewa Manthey

Commodities Strategist

ewa.manthey@ing.com

Disclaimer

This publication has been prepared by the Economic and Financial Analysis Division of ING Bank N.V. ("ING") solely for information purposes without regard to any particular user's investment objectives, financial situation, or means. *ING forms part of ING Group (being for this purpose ING Group N.V. and its subsidiary and affiliated companies).* The information in the publication is not an investment recommendation and it is not investment, legal or tax advice or an offer or solicitation to purchase or sell any financial instrument. Reasonable care has been taken to ensure that this publication is not untrue or misleading when published, but ING does not represent that it is accurate or complete. ING does not accept any liability for any direct, indirect or consequential loss arising from any use of this publication. Unless otherwise stated, any views, forecasts, or estimates are solely those of the author(s), as of the date of the publication and are subject to change without notice.

The distribution of this publication may be restricted by law or regulation in different jurisdictions and persons into whose possession this publication comes should inform themselves about, and observe, such restrictions.

Copyright and database rights protection exists in this report and it may not be reproduced, distributed or published by any person for any purpose without the prior express consent of ING. All rights are reserved. ING Bank N.V. is authorised by the Dutch Central Bank and supervised by the European Central Bank (ECB), the Dutch Central Bank (DNB) and the Dutch Authority for the Financial Markets (AFM). ING Bank N.V. is incorporated in the Netherlands (Trade Register no. 33031431 Amsterdam). In the United Kingdom this information is approved and/or communicated by ING Bank N.V., London Branch. ING Bank N.V., London Branch is authorised by the Prudential Regulation Authority and is subject to regulation by the Financial Conduct Authority and limited regulation by the Prudential Regulation Authority. ING Bank N.V., London branch is registered in England (Registration number BR000341) at 8-10 Moorgate, London EC2 6DA. For US Investors: Any person wishing to discuss this report or effect transactions in any security discussed herein should contact ING Financial Markets LLC, which is a member of the NYSE, FINRA and SIPC and part of ING, and which has accepted responsibility for the distribution of this report in the United States under applicable requirements.

Additional information is available on request. For more information about ING Group, please visit <http://www.ing.com>.